



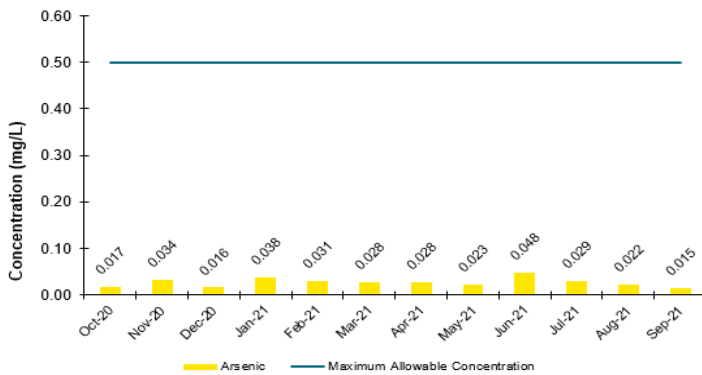
McClellan Lake Environmental Monitoring

Quarter Three - 2021

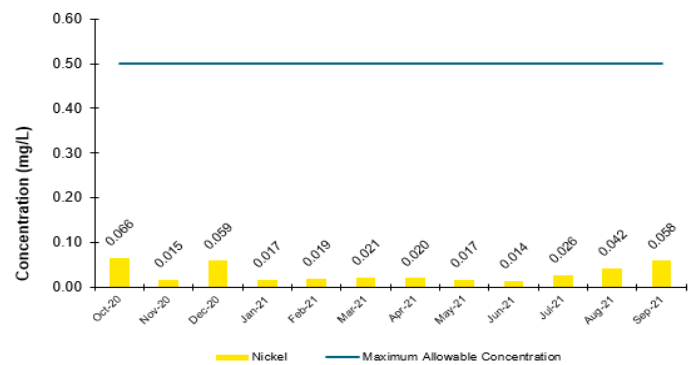
Orano Canada's network of policies, procedures and monitoring programs ensures that emissions from mining and processing remain as low as reasonably achievable.

The graphs below show the differences between the regulatory limits and the sampling results from water released to the environment from the water treatment plant at the McClellan Lake Operation for the past 12 months. The bars at the bottom of each graph show the concentrations of elements in water from our water treatment plant. The lines across the top show the regulatory limits. The graphs indicate that concentrations of elements in our treated effluent are well below regulatory limits.

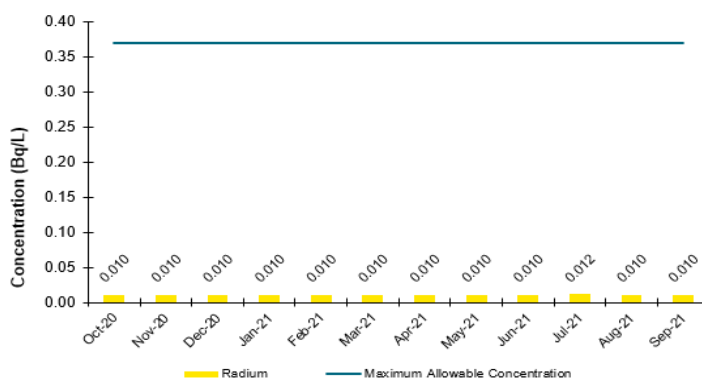
> Arsenic in Treated Effluent



> Nickel in Treated Effluent



> Radium in Treated Effluent



> Uranium in Treated Effluent

